

VACUUM PUMPS VTL 25/FG, 30/FG and 35/FG

These vacuum pumps have a suction flow rate of 25, 30 and 35 m³/h. The vacuum lubrication with oil recirculation is adjusted via two oilers located in correspondence of the support bearings.

The rotor is cantilevered-fitted on the motor shaft and supported by independent bearings housed in the two pump flanges.

The pump and the electric motor are, therefore, two independent units and fixed onto a special support and connected to each other via an elastic transmission joint.

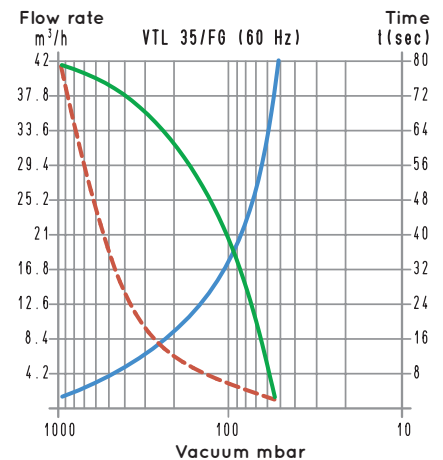
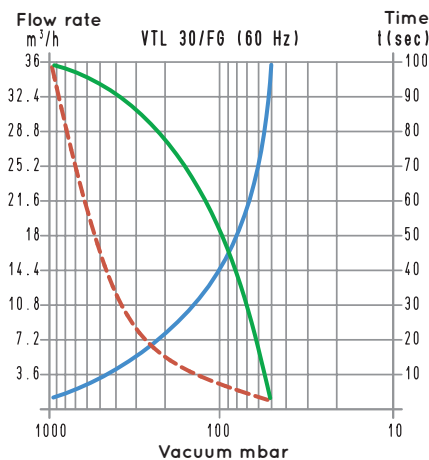
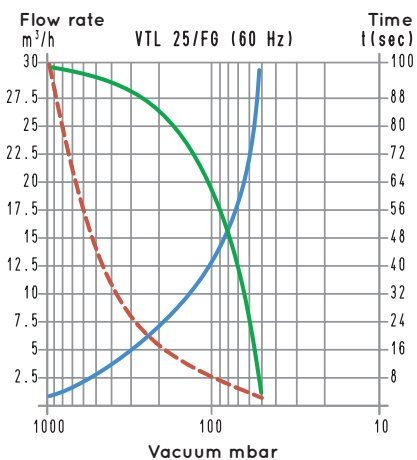
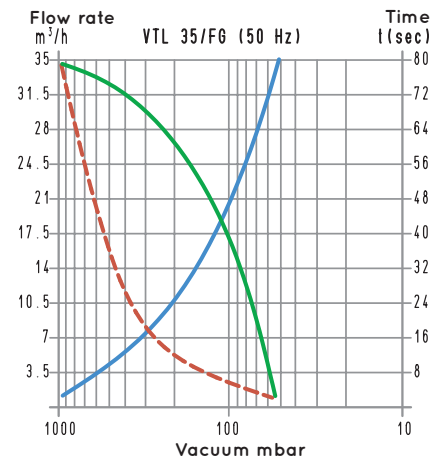
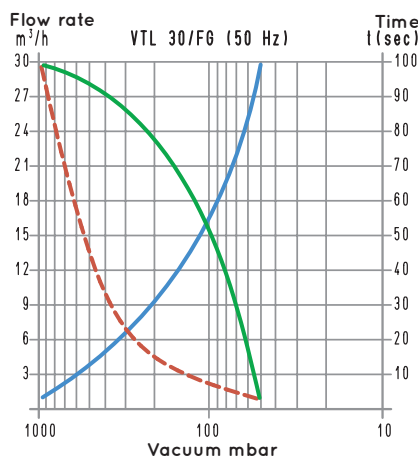
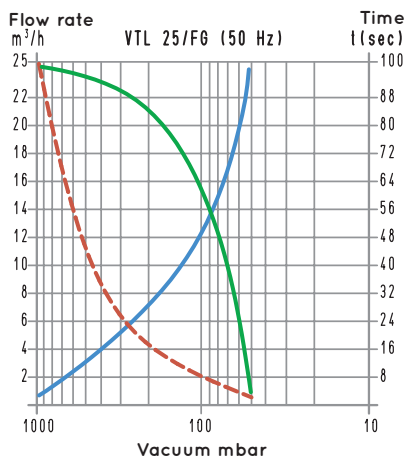

All this allows using standard electric motors, in the shapes and sizes indicated in the table.

The pump is surface cooled. Heat is dispersed from the outer surface, suitably finned, by means of a radial fan placed between motor and pump.

An oil recovery tank is installed on the pump exhaust. This tank contains a separator filter that prevents oil mists and reduces noise.

We strongly recommend installing a check valve and a filter on the suction inlet.

These pumps are supplied with three-phase electric motors only.



To calculate the emptying time of a volume of V_1 , use the following formula: $t_1 = \frac{t \times V_1}{100}$

- Curve relative to the flow rate (referring to the suction pressure)
- - - Curve relative to the flow rate (referring to a 1013 mbar pressure)
- Curve regarding the emptying time of a 100-litre volume

- V_1 : Volume to be emptied (l)
- t_1 : time to be calculated (sec)
- t : time obtained in the table (sec)

