

These lubrication-free rotary vane vacuum pumps have a suction flow rate of 6 and 10 m³/h. The particular shape of the working chamber and the special graphite, with which the locking flanges and vanes are made, allow these pumps to operate with no lubrication.

The rotor is cantilevered-fitted on the motor shaft, thus reducing overall dimensions to the minimum. The motor and the pump are cooled by the motor fan (surface cooling).

A filter that functions as a silencer is installed on the suction inlet.

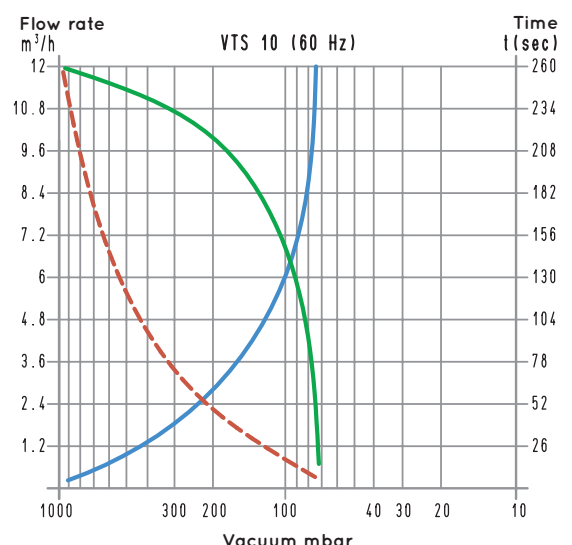
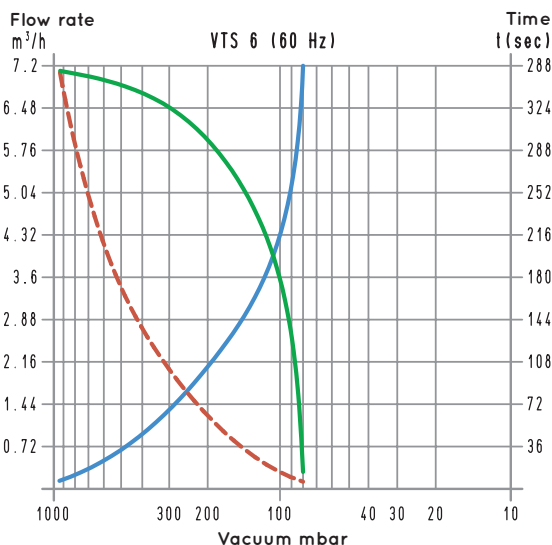
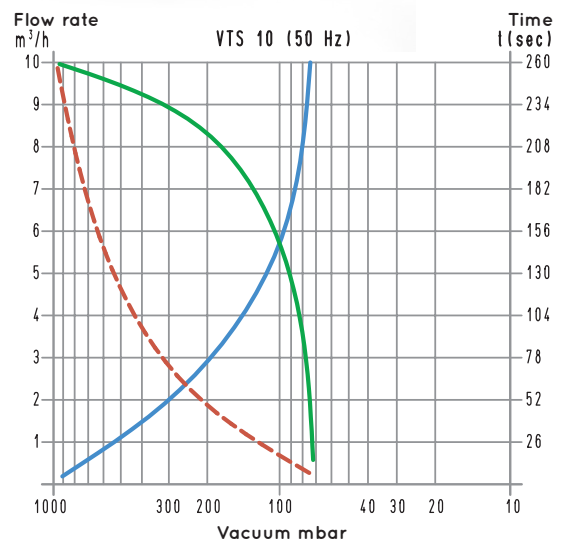
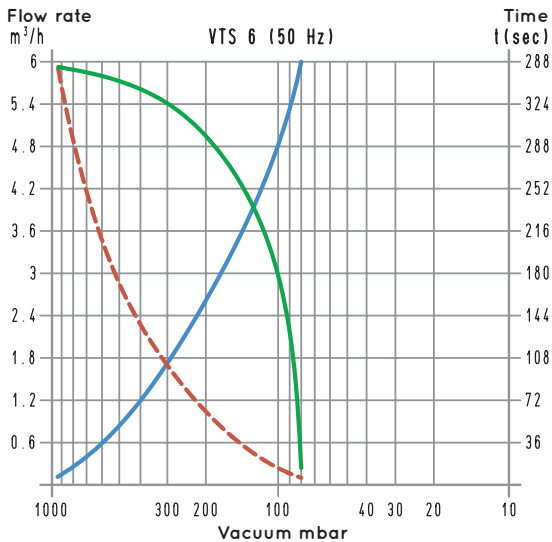
We strongly recommend installing a filter on the suction inlet against possible impurities. These pumps are not recommended when the fluid to be sucked contains water or oil vapours or condensations.

Vacuum pumps VTS 6 and 10 can also be supplied with single-phase electric motor.



VTS 6

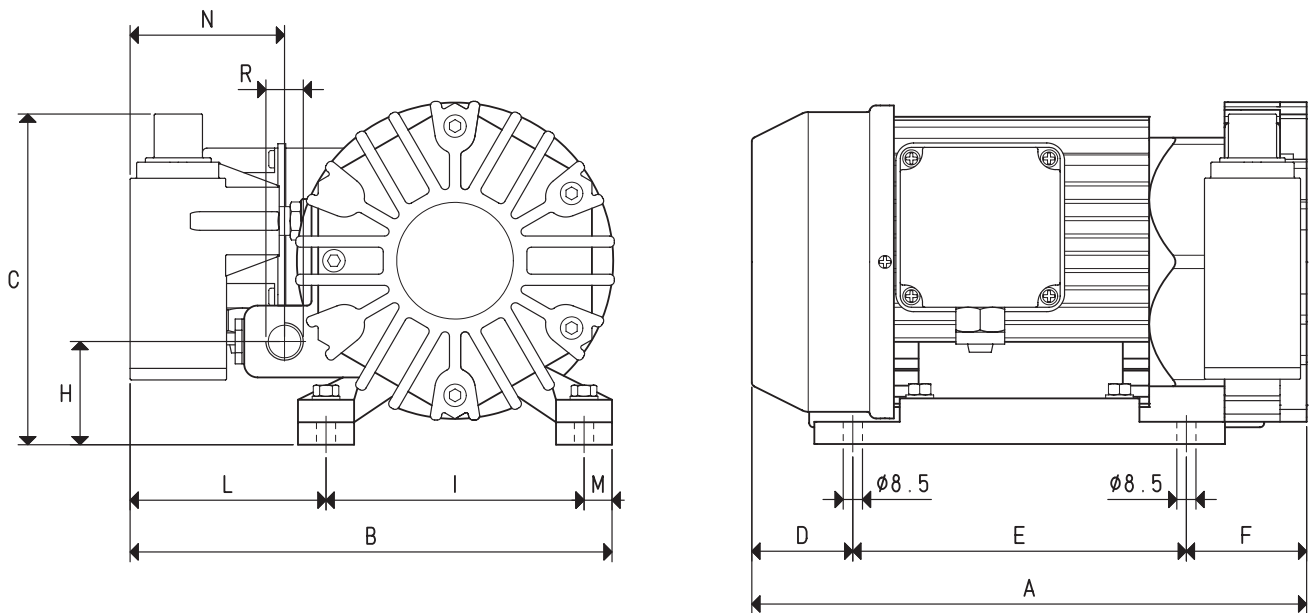
VTS 10



To calculate the emptying time of a volume of V_1 , use the following formula: $t_1 = \frac{t \times V_1}{100}$

- Curve relative to the flow rate (referring to the suction pressure)
- - - Curve relative to the flow rate (referring to a 1013 mbar pressure)
- Curve regarding the emptying time of a 100-litre volume

- V_1 : Volume to be emptied (l)
- t_1 : time to be calculated (sec)
- t : time obtained in the table (sec)



Item		VTS 6		VTS 10	
Frequency		50Hz	60Hz	50Hz	60Hz
Flow rate	m ³ /h	6.0	7.2	10.0	12.0
Final pressure	mbar abs.	80		80	
Motor performance	3~	230/400±10%	265/460±10%	230/400±10%	265/460±10%
Volt	1~	230±10%		230±10%	
Motor power	3~	0.25	0.30	0.37	0.40
Kw	1~	0.25	0.30	0.37	0.40
Motor protection	IP	55		55	
Rotation speed	g/min ⁻¹	1400	1680	1400	1680
Motor shape		Special		Special	
Motor size		71		71	
Noise level	dB(A)	64	66	64	66
Max weight	3~	11.8		15.0	
Kg	1~	12.0		15.2	
A		268		290	
B		210		182	
C		156		156	
D		55		55	
E		155		155	
F		58		88	
H		43		53	
I		115		115	
L		82.5		52.5	
M		12.5		12.5	
N		68		13	
R	Ø gas	G3/8"		G3/8"	
Accessories and Parts		VTS 6		VTS 10	
6 graphite vanes	item	00 VTS 06 10		00 VTS 10 10	
Front flange complete with graphite disc	item	00 VTS 06 07		00 VTS 10 11	
Rear flange complete with graphite disc	item	00 VTS 06 12		00 VTS 10 20	
Sealing kit	item	00 KIT VTS 06		00 KIT VTS 10	
Check valve	item	10 02 10		10 02 10	
Suction filter	item	FB 5		FB 10/FC 10	

Note: Add the letter M to the item for a pump supplied with a single-phase electric motor (Example: VTS 6 M).

Transformation ratio: N (newton) = Kg x 9.81 (force of gravity) inch = $\frac{\text{mm}}{25.4}$; pounds = $\frac{\text{g}}{453.6} = \frac{\text{Kg}}{0.4536}$ cfm= m³/h x 0.588; inch Hg= mbar x 0.0295; psi= bar x 14.6