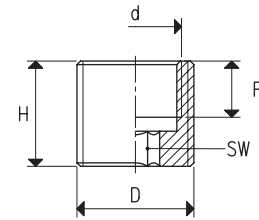




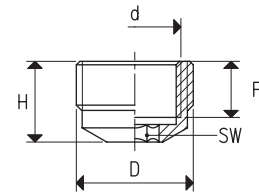
MF ADAPTER

Item	D ∅	d ∅	F	H	SW	Weight g
00 08 215	G3/8"	G1/4"	8	14	6	11.5



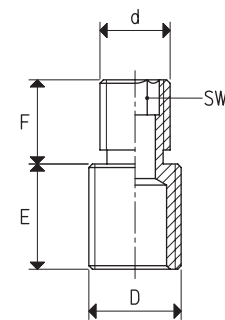
MF ADAPTER

Item	D ∅	d ∅	F	H	SW	Weight g
00 08 216	G3/8"	G1/4"	8	11.5	6	6.0



MM ADAPTER

Item	D ∅	d ∅	E	F	SW	Weight g
00 08 217	G1/4"	G1/4"	15	10	6	16.7
00 08 218	G1/4"	M10 x 1.5	15	12	6	10.2
00 08 219	G1/4"	M14 x 1.5	15	12	6	16.0
00 08 220	G3/8"	G1/4"	14	10	6	18.4
00 08 221	G3/8"	M10 x 1.5	14	12	6	16.3
00 08 222	G3/8"	M14 x 1.5	14	12	6	22.5



MM ADAPTER

Item	D ∅	d ∅	E	F	SW	Weight g
00 08 223	G1/4"	G1/4"	11.5	10	6	13.9
00 08 224	G1/4"	M10 x 1.5	13.0	12	6	10.1
00 08 225	G1/4"	M14 x 1.5	13.0	12	6	15.8
00 08 226	G3/8"	G1/4"	10.5	11	6	16.6
00 08 227	G3/8"	M10 x 1.5	10.5	13	6	14.2
00 08 228	G3/8"	M14 x 1.5	10.5	13	6	20.2

