


Product Data:-



Preface:

The Eclipse high intensity magnetic Rota-Grid separator has been designed specifically to process difficult products that have a bridging, and or caking characteristic.

The unit comprises of a centrally mounted magnetic rota, which incorporates numerous 'Easy Clean' magnetic rods arrayed around its periphery. The number of rods utilised depends on the inlet and outlet size.

The magnetic rota assembly rotates, gently agitating the product being processed. It is this agitation that prevents blockages occurring.

All powders and granular type materials that are either dry or semi-dry can be processed through the unit such as starch etc. The Rota-Grid can be supplied to the most stringent of standards, such as required in the Pharmaceutical industry as shown below, fig A.

Cleaning:

As the Rota-Grid benefits from the Eclipse 'Easy Clean' facility cleaning can be completed in a matter of minutes. Once the unit requires cleaning simply remove the rota door, pull the rota out from the housing. Once the unit has reached this stage the magnetic cores can be removed from the tube assembly. It is at this stage that all attracted contamination will be released allowing for inspection or further analysis.

Suitable Products:

Dry and semi-dry powders and granulates, starch, protein etc.

Suitable Locations:

Any vertical process line.


Benefits:

Easy to clean ■ Allows difficult products to be screened ■
 Reduces 'spark' risk ■ Removes sub micron sized contaminants
 ■ Meet audit requirements ■ Rare Earth 9,000 Gauss ■

Category:

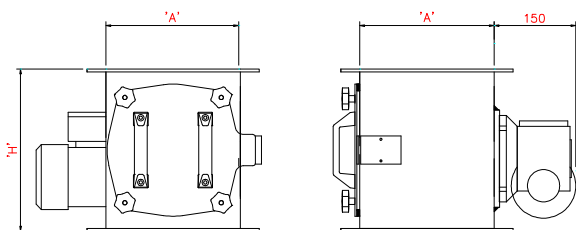
Secondary.

Fig A.

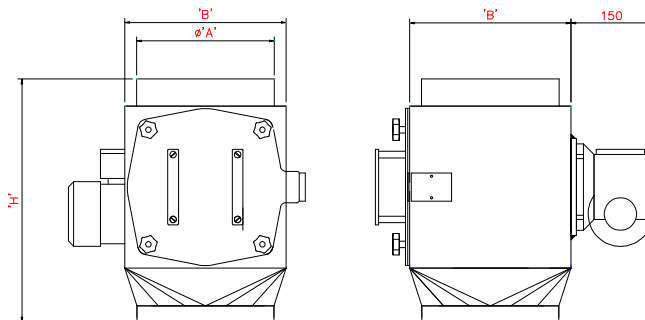


Technical Data:-

Square.



Round.



Sizes:-

| Part No | Spout A | Width & Depth B | Height H | KW Rating | No Rods | Weight Kgs |
|---------|----------------|-----------------|----------|-----------|---------|------------|
| RG200 | 200mm / 8" Ø | 250 x 250 | 450 | 0.25 | 6 | 35 |
| RG250 | 250mm / 10" Ø | 300 x 300 | 500 | 0.25 | 7 | 44 |
| RG300 | 300mm / 12" Ø | 350 x 350 | 550 | 0.25 | 9 | 55 |
| RG350 | 350mm / 14" Ø | 400 x 400 | 600 | 0.25 | 10 | 68 |
| RG400 | 400mm / 16" Ø | 450 x 450 | 650 | 0.25 | 13 | 82 |
| RG2020 | 200mm / 8" Sq | 200 x 200 | 250 | 0.18 | 5 | 26 |
| RG2525 | 250mm / 10" Sq | 250 x 250 | 300 | 0.25 | 6 | 33 |
| RG3030 | 300mm / 12" Sq | 300 x 300 | 350 | 0.25 | 7 | 43 |
| RG3535 | 350mm / 14" Sq | 350 x 350 | 400 | 0.25 | 9 | 54 |
| RG4040 | 400mm / 16" Sq | 400 x 400 | 450 | 0.25 | 10 | 67 |

All dimensions in mm

Performance:-

Magnetic Performance:

7,000 Gauss - Standard Strength
9,000 Gauss - High Strength

Performance Reading:

On tube surface

Magnetic Material:

Rare Earth Neodymium Iron Boron

Magnet Grade:

N45 – Inspected & confirmed via hystergaph prior to use

Temperature:

-20° C/ + 60° C

Electrical Spec:

415/380 Volts industrial three phase IP65 rated motor gearbox

Materials:-

Housing:

316 Grade Stainless Steel

Tubing:

316 Grade Stainless Steel – Aerospace Quality

Other Parts:

316 Grade Stainless Steel

Surface Finish:

Brushed internally/externally to 1.2µm

Sealing:

Self adhered white foam

Tricone Nuts:

Stainless Steel & Moulded Plastic

Options:-

Stainless Steel toggle clamps

High temperature Samarium Cobalt magnetic material + 250° C

11,000 Gauss fixed grid

Overpressure to +/- 5 Bar

304 Grade Stainless Steel

Pharmaceutical specification

ATEX certified

Metal detectable Silicon rubber seal – Dark blue, FDA Approved

Flanged to suit

