

Fast & Simple to Use
Online Configurator

Patent Pending Pinch
Drive Design

Clean Room Certified
Class 100

Industry-Best
Product Transfers



1100 SERIES CONVEYORS

The Industry's Smallest Conveyor
Designed to Fit in the Tightest Spaces!

DORNER[®]
MOVE FAST. MOVE SMART.

1100 Series Conveyors are best for:

- Small or Light Weight Product Handling
- Small Part Transfers
- Tray Handling
- Pill Package Handling
- Package Labeling
- Pharmaceutical Applications
- Life Science Applications
- Medical Applications

Sizes & Measurements

- Widths: 1.75" (44mm), 3.75" (95mm), 6" (152mm), 8" (203mm), & 10" (254mm)
- Lengths: 10.63" (270mm) to 72" (1,829mm) in 1/8" (3mm) increments

Belt Types

3 FDA Approved Belt Options:

- Low Friction
- Medium Friction
- High Friction

Loads & Speeds

- Loads up to 15 lbs (6.8 kg)
- Speeds up to 80 ft/min (21 m/min)

Guiding

UHMW Guides

- 1" (25mm)
- 2" (51mm)



Drives

Flat Belt End Drives



Side Mount



Bottom Mount

Flat Belt Mid Drives



Type 1 Mount



Type 2 Mount




Small Part Transfers

- Flush Frame allows for side transfers
- Optional 5/16" nose bar on one or both ends




Miniature Frame Design

- 3/4" frame height
- 5/8" or 5/16" diameter idler pulleys
- Optimal size for handling and transferring of small parts
- T-Slot for fast mounting of accessories
- Flush edge design to fit into tight spaces
- Cam belt tracking conveyor extends only 3/4" beyond frame




Pinch Drive Design (Patent Pending)

- Low belt tension virtually eliminates belt stretch providing maintenance free operation
- Belt is tracked continuously with unique frame design, cams, and pinch drive for consistent performance
- Drive is reversible, providing maximum flexibility in applications
- Two halve design with one fastener per side allows cover to pivot for fast belt change
- T-Slot for flexible mounting
- Spring tensions belt around drive pulley for 180° of wrap
- 1.25" lagged urethane drive spindle



Backlit Capability

- Backlit conveyor with an LED light is ideal for inspection and quality control
- Provides a contrast between the product and conveyor belt for both visual inspection and vision system interface
- Parts can be stopped directly over the lighted section or continue through uninterrupted
- Unique design allows access to LED panel without removal of the belt for ease of use and light color changes



The Benefits of a Dorner 1100 Series Conveyor

Industry Ready

- Clean Room Class 100 Certified for medical and pharmaceutical applications
- T-Slot for ease and flexibility in mounting automation components or accessories
- FDA Approved Belting

Time Saving

- Dorner's online configuration engineers simple or complex conveyors to meet your needs in minutes
- The industry leading tool delivers a complete 3D CAD Assembly model for instant validation of fit
- Dorner provides the industry's fastest deliveries

At Dorner we make it our mission to provide you with a system that you can depend on to move your product from point A to point B with precision and speed. It's that commitment and history of proven excellence that has made the Dorner Brand a recognized leader in precision conveyors for nearly 50 years. With our complete line of customizable conveyor systems we have the perfect solution for you!



1X Series

The 1X Series Line is designed for small part handling and transfers where space is a premium.

1X Series Family:

- Flat Belt
- Aluminum Frame
- Widths to 10"
- Loads to 15 lbs
- Speeds up to 80 fpm



2X Series

The 2X Series Line is engineered for small to medium sized parts, precision applications and flexible layouts.

2X Series Family:

- Flat Belt
- Cleated Belt
- Modular Belt
- Precision Move
- SmartFlex®
- Aluminum Frame
- Widths to 24"
- Loads to 200 lbs
- Speeds up to 400 fpm
- Curves
- Z-Frame Elevators



3X Series

The 3X Series Line is designed for medium to heavy sized parts, precision applications, bulk handling and flexible layouts.

3X Series Family:

- Flat Belt
- Cleated Belt
- Modular Belt
- Flexible Chain
- Precision Move
- Aluminum Frame
- Widths to 60"
- Loads to 1000 lbs
- Speeds up to 600 fpm
- Curves
- Z-Frame Elevators



7X Series

The 7X Series Stainless Steel Line is engineered for small to heavy product requiring various levels of sanitary design and flexible layouts.

7X Series Family:

- AquaPruf® + AquaGuard®
- Flat Belt
- Cleated Belt
- Modular Belt
- Flexible Chain
- Vertical Belt Technology
- Stainless Steel Frame
- Widths to 52"
- Loads to 750 lbs
- Speeds up to 400 fpm
- Curves
- Z-Frame Elevators

NEED SOMETHING DIFFERENT?

DORNER'S **ENGINEERED SOLUTIONS GROUP** PROVIDES EXACTLY WHAT YOU NEED FOR YOUR SPECIFIC APPLICATION. FROM MODIFIED STANDARD CONVEYORS TO COMPLETE CUSTOM DESIGNS.

LOOKING FOR AFTER SALE SUPPORT?

DORNER'S **SERVICES TEAM** PROVIDES COMPLETE SUPPORT FROM REPLACEMENT PARTS TO INSTALLATION AND MAINTENANCE SERVICES.

