

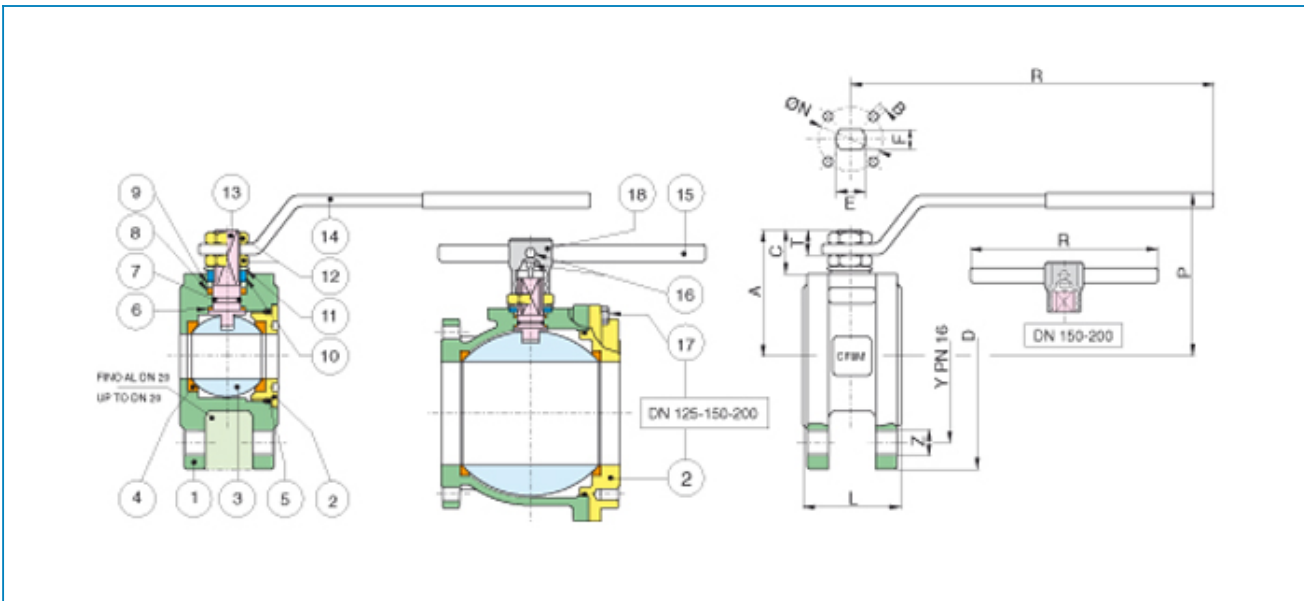


Serie **WAFER PN16.**

Articolo **720000**

AISI 304 CF8

Full bore flanged ball valve PN 16.



Limiti di temperatura: -20° +160° - Temperature range: -20° +160° Vuoto: 10-3 torr. - Vacuum: 10-3 torr.

POS.	PART NAME	MATERIALE-MATERIALS MATERIAUX-WERKSTOFF- MATERIAL	N°P
1	BODY	A351-CF8 / A182-F304	1
2	END CONNECTION	A351-CF8 / A182-F304	1
3	BALL	A351-CF8 / A182-F304	1
4	BALL SEAT	P.T.F.E.+CARBOGRAFITE	2
5	RING	FKM (VITON®)	1
6	THRUST WASHER	P.T.F.E.	1
7	O-RING	FKM (VITON®)	1
8	STEM SEAT	P.T.F.E.	1
9	PACKING GLAND	CARBON STEEL	1
10	END STOP	INOX AISI 430 (DN15 - DN50) CARBON STEEL DN65 - DN150)	2-1
11	SPRING WASHER	CARBON STEEL	2
12	NUT	CARBON STEEL	2
13	STEM	A182 - F304	1
14	HANDLE	CARBON STEEL	1
15	HANDLE DN 150--200	CARBON STEEL	1
16	SCREW	CARBON STEEL	1
17	SCREW	CARBON STEEL	8-12
18	BODY HANDLE DN150-200	EN-GJL-250	1

MISURA SIZE	DN	D	Y	Z	L	R	P	A	C	T	E	F	ØN	B	Kv	PN	Kg
1/2"	15	90	65	4 X M12	35	131	65	47	15,5	9	10	7	32	4 X M5	19,2	16	1,30
3/4"	20	100	75	4 X M12	40	131	69	51,5	15,5	9	10	7	32	4 X M5	35,0	16	1,90
1"	25	115	85	4 X M12	46	174	80	61	17	11	12	8	42	4 X M5	64,5	16	2,20
1 1/4"	32	140	100	4 X M16	54	174	84	64,5	15	11	12	8	42	4 X M5	103,8	16	3,30
1 1/2"	40	150	110	4 X M16	63,5	250	102	78	24,5	13	16	10	50	4 X M6	174,0	16	4,20
2"	50	165	125	4 X M16	82	250	111	87	25	13	16	10	50	4 X M6	301,3	16	6,10
2 1/2"	65	185	145	4 X M16	103	321	128	104,5	25	18	20	14	70	4 X M8	545,7	16	10,00
3"	80	200	160	8 X M16	122	321	138	115	28,5	18	20	14	70	4 X M8	872,5	16	13,50
4"	100	220	180	8 X M16	152	381	156	137	34,5	22	24	18	102	4 X M10	1363,3	16	20,90
5"	125	250	210	8 X M16	196	381	178	159	34	22	24	18	102	4 X M10	2360,3	16	37,50
6"	150	285	240	8 X M20	232	700	266	201,5	51,5	30	42	30	125	4 X M12	3671,1	16	61,50

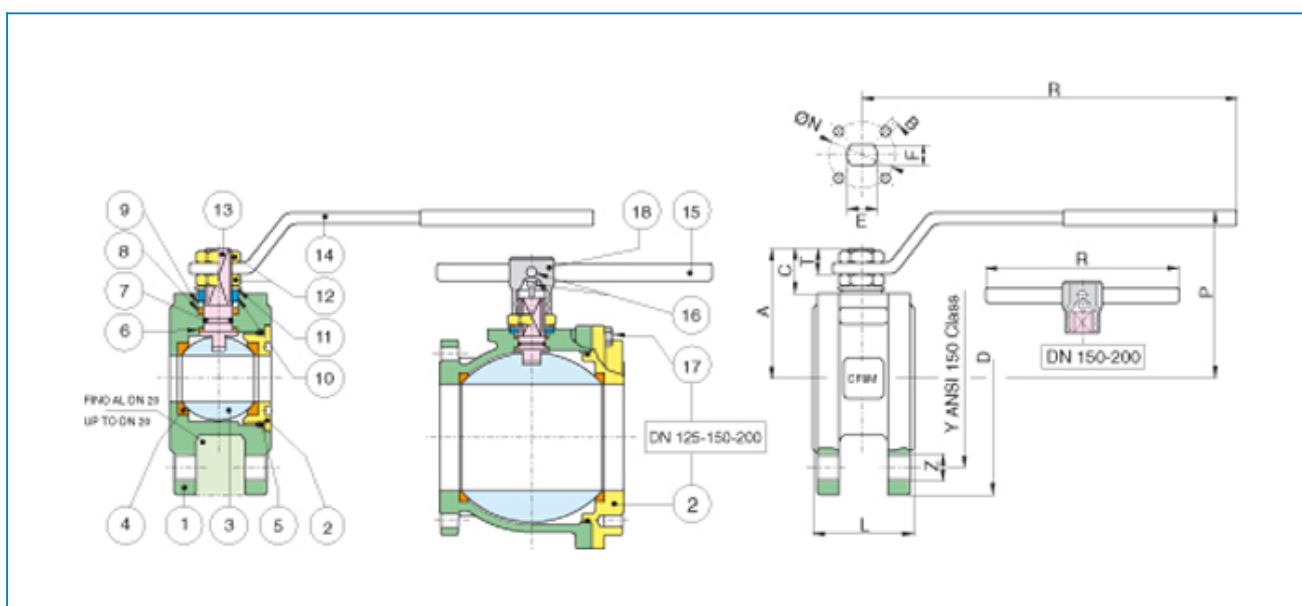


Serie **WAVER ANSI150**

Articolo **720006**

STAINLESS STEEL

Full bore flanged ball valve ANSI 150 metric.



Limiti di temperatura: -20° +160° - Temperature range: -20° +160° Vuoto: 10-3 torr. - Vacuum: 10-3 torr.

POS.	PART NAME	MATERIALE-MATERIALS MATERIAUX-WERKSTOFF- MATERIAL	N°P
1	BODY	A351-CF8M / A182-F316	1
2	END CONNECTION	A351-CF8M / A182-F316	1
3	BALL	A351-CF8M / A182-F316	1
4	BALL SEAT	P.T.F.E.	2
5	O-RING	FKM (VITON®)	1
6	THRUST WASHER	P.T.F.E.	1
7	O-RING	FKM (VITON®)	1
8	STEM SEAT	P.T.F.E.	1
9	PACKING GLAND	CARBON STEEL	1
10	END STOP	INOX AISI 430 (DN15 - DN50) CARBON STEEL DN65 - DN150)	2-1
11	SPRING WASHER	CARBON STEEL	2
12	NUT	CARBON STEEL	2
13	STEM	A182-F316	1
14	HANDLE	CARBON STEEL	1
15	LEVA DN150-200	PALANCA DN 150-200	1
16	SCREW	CARBON STEEL	1
17	SCREW	CARBON STEEL	8-12
18	BODY HANDLE DN 150-200	EN-GJL-250	1

MISURA SIZE	DN	D	Y	Z	L	R	P	A	C	T	E	F	ØN	B	Kv	PN	Kg
1/2"	15	90	61	4 X M14	35	131	65	47	15,5	9	10	7	32	4 X M5	19,2	20	1,30
3/4"	20	100	70	4 X M14	40	131	69	51,5	15,5	9	10	7	32	4 X M5	35,0	20	1,80
1"	25	110	80	4 X M14	46	174	80	61	17	11	12	8	42	4 X M5	64,5	20	2,20
1 1/4"	32	118	89	4 X M14	54	174	84	64,5	15	11	12	8	42	4 X M5	103,8	20	3,30
1 1/2"	40	127	99	4 X M14	63,5	250	102	78	24,5	13	16	10	50	4 X M6	174,0	20	3,30
2"	50	150	121	4 X M16	82	250	111	87	25	13	16	10	50	4 X M6	301,3	20	5,50
2 1/2"	65	175	140	4 X M16	103	321	128	104,5	25	18	20	14	70	4 X M8	545,7	20	9,60
3"	80	190	153	4 X M16	122	321	138	115	28,5	18	20	14	70	4 X M8	872,5	20	12,80
4"	100	220	191	8 X M16	152	381	156	137	34,5	22	24	18	102	4 X M10	1363,3	20	21,10
5"	125	250	216	8 X M20	196	381	178	159	34	22	24	18	102	4 X M10	2360,3	20	37,50
6"	150	280	242	8 X M20	232	700	266	201,5	51,5	30	42	30	125	4 X M12	3671,1	20	46,10
8"	200	345	298,5	8 X Ø22	457	700	332	288	68	28	42	30	125	4 X M12	6816,6	20	124,00

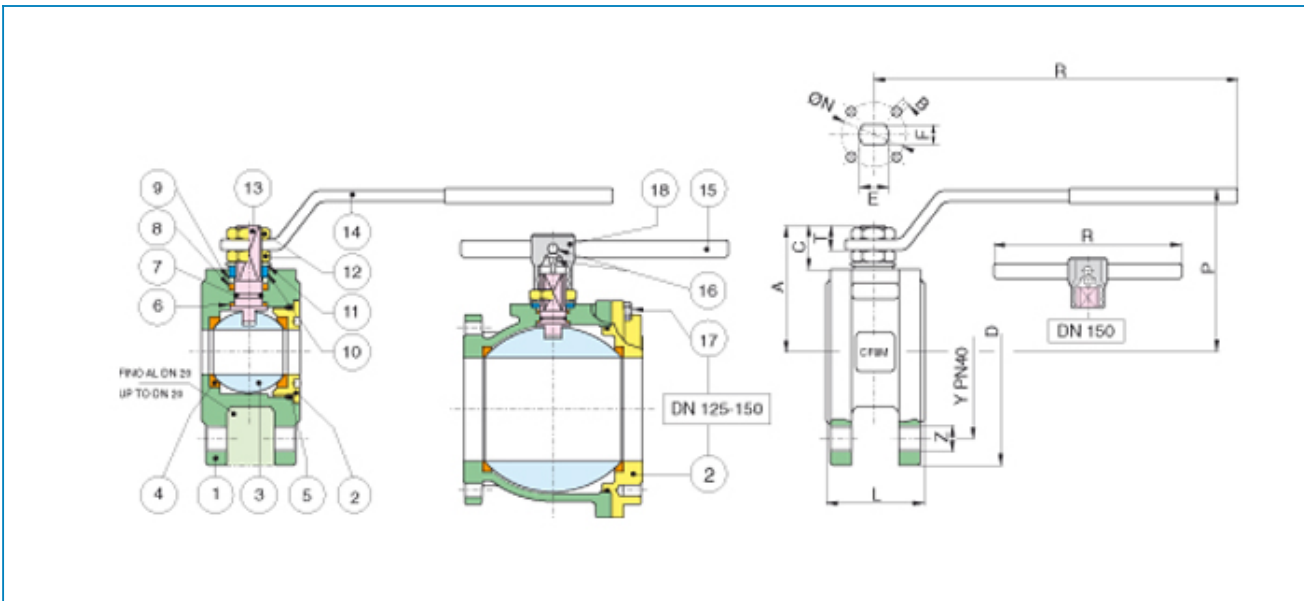


Serie **WAFER PN40.**

Articolo **720078**

STAILESS STEEL

Full bore flanged ball valve PN40.



Limiti di temperatura: -20° +160° - Temperature range: -20° +160° Vuoto: 10-3 torr. - Vacuum: 10-3 torr.

POS.	PART NAME	MATERIALE-MATERIALS MATERIAUX-WERKSTOFF- MATERIAL	N°P
1	BODY	A351-CF8M / A182-F316	1
2	END CONNECTION	A351-CF8M / A182-F316	1
3	BALL	A351-CF8M / A182-F316	1
4	BALL SEAT	P.T.F.E.+GLASS	2
5	O-RING	FKM (VITON®)	1
6	THRUST WASHER	P.T.F.E.	1
7	O-RING	FKM (VITON®)	1
8	STEM SEAT	P.T.F.E.	1
9	PACKING GLAND	CARBON STEEL	1
10	END STOP	INOX AISI 430 (DN15 - DN50) CARBON STEEL DN65 - DN150)	2-1
11	SPRING WASHER	CARBON STEEL	2
12	NUT	CARBON STEEL	2
13	STEM	A182-F316	1
14	HANDLE	CARBON STEEL	1
15	HANDLE DN 150	CARBON STEEL	1
16	SCREW	CARBON STEEL	1
17	SCREW	CARBON STEEL	8-12
18	CORPO LEVA DN150-200	CUERPO PALANCA DN 150-200	1

MISURA SIZE	DN	D	Y	Z	L	R	P	A	C	T	E	F	ØN	B	Kv	PN	Kg
1/2"	15	90	65	4 X M12	35	131	65	47	15,5	9	10	7	32	4 X M5	19,2	40	1,3
3/4"	20	100	75	4 X M12	40	131	69	51,5	15,5	9	10	7	32	4 X M5	35,0	40	1,8
1"	25	115	85	4 X M12	46	174	80	61	19,5	11	12	8	42	4 X M5	64,5	40	2,2
1 1/4"	32	140	100	4 X M16	54	174	84	64,5	16,5	11	12	8	42	4 X M5	103,8	40	3,3
1 1/2"	40	150	110	4 X M16	63,5	250	102	78	24,5	13	16	10	50	4 X M6	174,0	40	3,3
2"	50	165	125	4 X M16	82	250	111	87	25	13	16	10	50	4 X M6	301,3	40	5,5
2 1/2"	65	185	145	8 X M16	103	321	128	104,5	25	18	20	14	70	4 X M8	545,7	40	9,6
3"	80	200	160	8 X M16	122	321	138	115	28,5	18	20	14	70	4 X M8	872,5	40	12,8
4"	100	220	190	8 X M20	152	381	156	137	34,5	22	24	18	102	4 X M10	1363,3	40	21,1
5"	125	270	220	8 X M24	196	381	178	159	34	22	24	18	102	4 X M10	2360,3	40	56,5
6"	150	300	250	8 X M24	232	700	266	201,5	51,5	30	42	30	125	4 X M12	3671,1	40	68,5
8"	200	320	320	12 x Ø29	400	700	348	290	68	40	42	30	125	4 x M12	6816,6	40	143,00

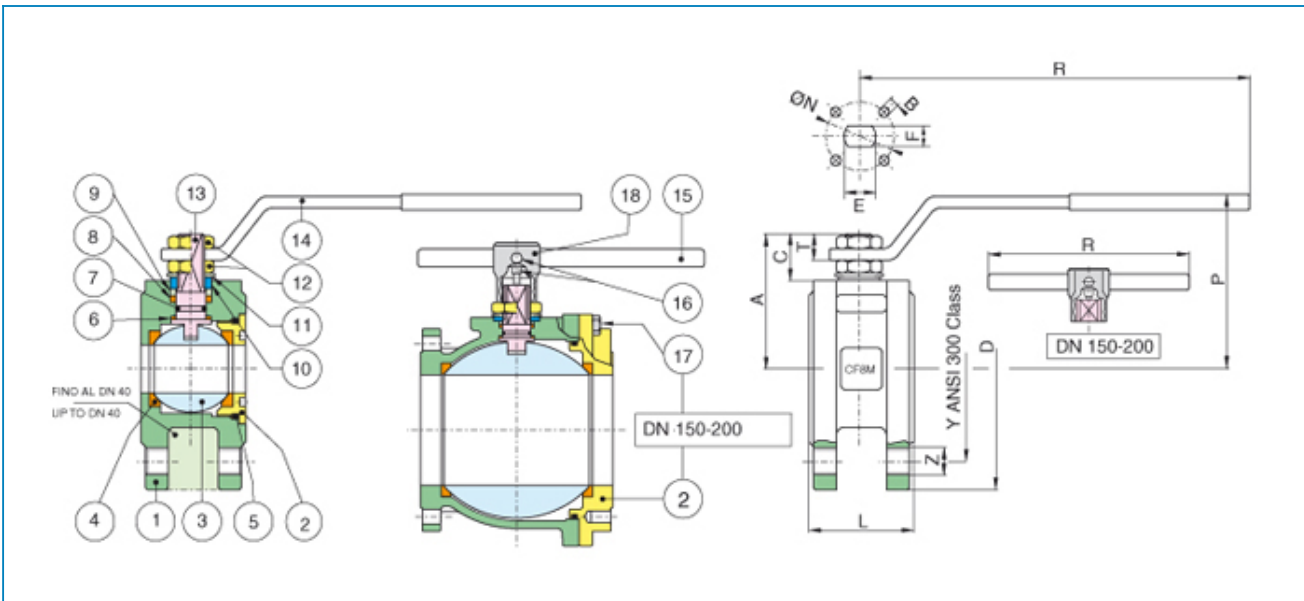


Serie **WAFFER ANSI300**

Articolo **720212**

STAILESS STEEL

Full bore flanged ball valve ANSI 300 metric.



Limiti di temperatura: -20° +160° - Temperature range: -20° +160° Vuoto: 10-3 torr. - Vacuum: 10-3 torr.

POS.	PART NAME	MATERIALE-MATERIALS MATERIAUX-WERKSTOFF- MATERIAL	N°P
1	BODY	A351-CF8M / A182-F316	1
2	END CONNECTION	A351-CF8M / A182-F316	1
3	BALL	A351-CF8M / A182-F316	1
4	BALL SEAT	P.T.F.E.+GLASS	2
5	O-RING	FKM (VITON®)	1
6	THRUST WASHER	P.T.F.E.	1
7	O-RING	FKM (VITON®)	1
8	STEM SEAT	P.T.F.E.	1
9	PACKING GLAND	CARBON STEEL	1
10	END STOP	INOX AISI 430 (DN15 - DN50) CARBON STEEL DN65 - DN200)	2-1
11	SPRING WASHER	CARBON STEEL	2
12	NUT	CARBON STEEL	2
13	STEM	A182-F316	1
14	HANDLE	CARBON STEEL	1
15	HANDLE DN 150-200	CARBON STEEL	1
16	SCREW	CARBON STEEL	1
17	SCREW	CARBON STEEL	8-12
18	BODY HANDLE DN 150-200	EN-GJL-250	1

MISURA SIZE	DN	D	Y	Z	L	R	P	A	C	T	E	F	ØN	B	Kv	PN	Kg
1/2"	15	95	66,5	4 x M14	35	131	65	47	11,5	8,5	10	7	32	4 X M5	19,2	50	1,40
3/4"	20	120	82,5	4 x M18	40	131	69	51,5	9,5	8,5	10	7	32	4 X M5	35,0	50	2,50
1"	25	120	89	4 x M18	46	174	80	61	13	11,5	12	8	42	4 X M5	64,5	50	3,10
1 1/4"	32	130	98,5	4 x M18	54	174	84	64,5	16,5	11,5	12	8	42	4 X M5	103,8	50	4,20
1 1/2"	40	150	114,5	4 x M20	63,5	250	102	78	20,5	12	16	10	50	4 XM6	174,0	50	6,70
2"	50	165	127	8 X M18	82	250	111	87	16	12	16	10	50	4 XM6	301,3	50	10,40
2 1/2"	65	190	149	8 X M20	103	321	128	104,5	18,5	17	20	14	70	4 X M8	545,7	50	17,70
3"	80	210	168,5	8 X M20	122	321	138	115	21	18	20	14	70	4 X M8	872,5	50	24,80
4"	100	254	200	8 X M20	152	381	156	137	23,5	21	24	18	102	4 X M10	1363,3	50	45,30
6"	150	320	270	12 X M20	232	700	266	201,5	51,5	30	42	30	125	4 X M12	3671,1	50	101,00
8"	200	380	330	12 X M24	317	700	310	245	51,5	30	42	30	125	4 X M12	6816,6	50*	122,00

* delta p 16 bar

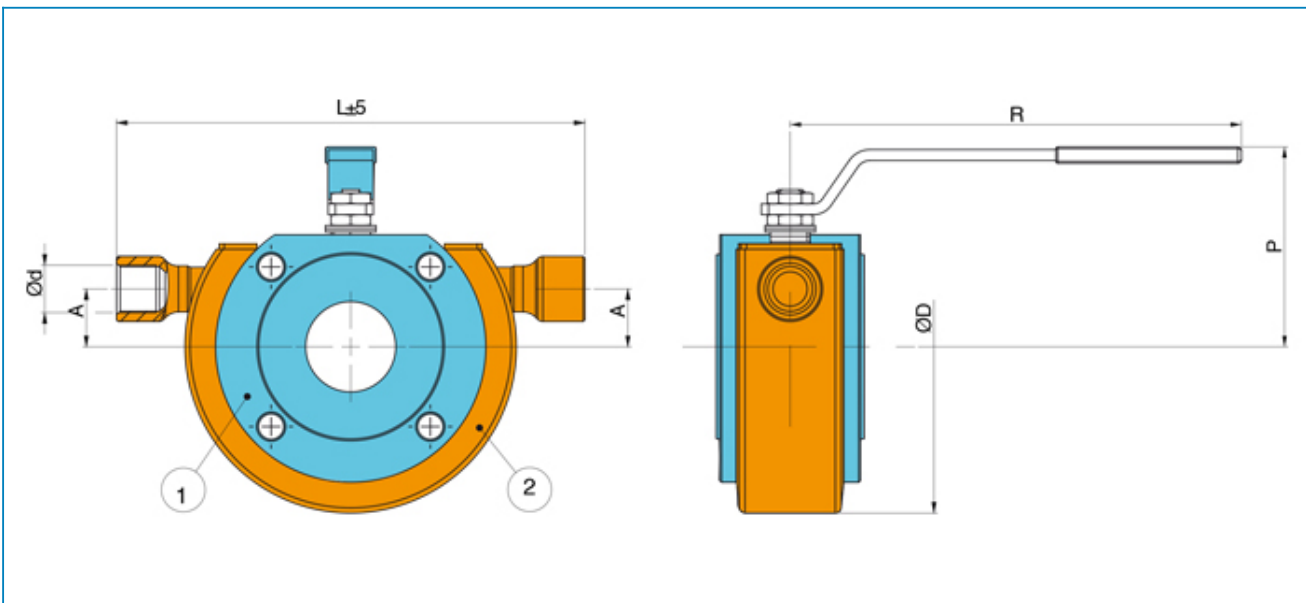


Serie **WAFER CON CAMICIA-MANICOTTO**

Articolo **720225**

INOX

Flanged ball valve, with jacket in stainless, full bore, sizes DN15 to DN150.



POS.	PART NAME	MATERIALE - MATERIALS - MATERIAUX WERKSTOFF- MATERIAL	N°P
1	BALL	A351-CF8M/A182-F316	1
2	heating jacket	STAINLESS STEEL	1

Valvola base Art.721000 - Basic valve art. 721000

Pressione max di lavoro nella camicia di riscaldamento: 10 bar - Maximum working pressure inside the heating jacket: 10 bar

MISURA SIZE	DN	ØD	R	P	L	A	Ød	Kv	PN	Kg
1/2"	15	119	131	65	225	11,5	G3/4" ISO228	19,2	16	1,9
3/4"	20	129	131	69	235	16	G3/4" ISO228	35	16	2,2
1"	25	139	174	80	225	13,5	G3/4" ISO228	64,5	16	3,3
1"1/4	32	160	174	84	240	22	G3/4" ISO228	103,8	16	4,9
1"1/2	40	170	250	102	250	25,5	G3/4" ISO228	174	16	6,8
2"	50	184	250	111	260	32	G3/4" ISO228	301,3	16	9,8
2"1/2	65	189	321	128	270	46	G3/4" ISO228	545,7	16	11,5
3"	80	204	321	138	270	55	G3/4" ISO228	872,5	16	15,3
4"	100	224	381	156	270	75	G3/4" ISO228	1363,3	16	23,5
5"	125	256	381	178	305	75	G1" ISO228	2360,3	16	40,3
6"	150	289	700	266	340	77	G1" ISO228	3671,1	16	65,5

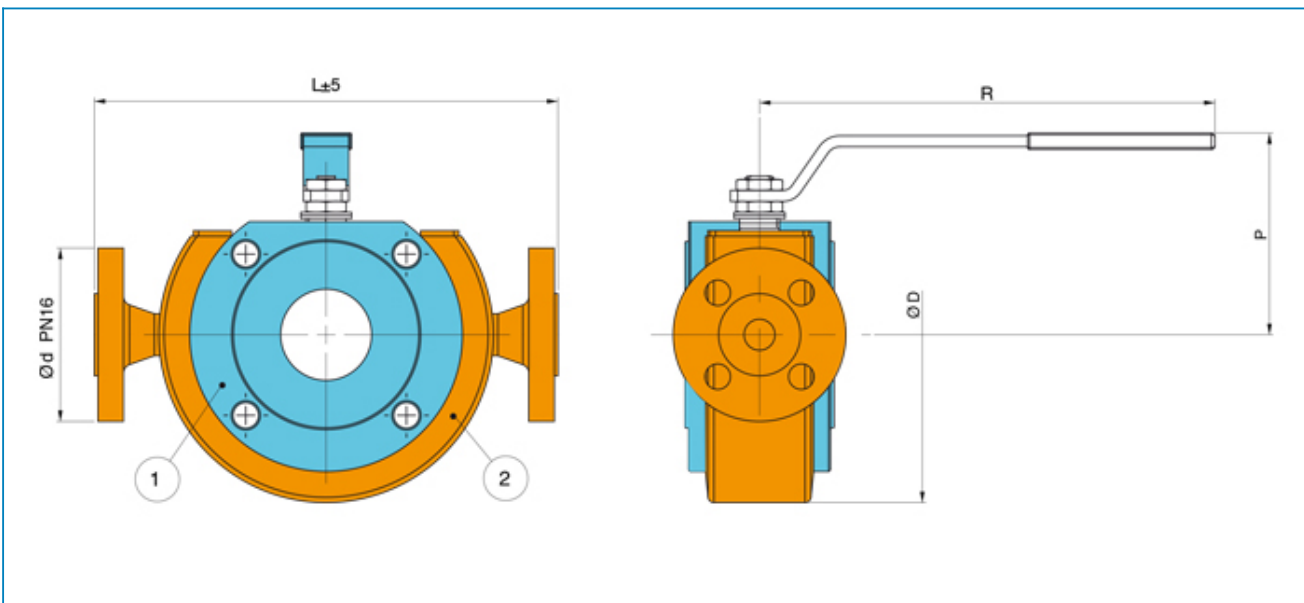


Serie **WAFER CON CAMICIA-FLANGIA**

Articolo **720276**

INOX

Flanged ball valve, with jacket in stainless full bore, sizes DN15 to DN150.



POS.	PART NAME	MATERIALE - MATERIALS - MATERIAUX WERKSTOFF- MATERIAL	N°P
1	BALL	A351-CF8M/A182-F316	1
2	heating jacket	STAINLESS STEEL	1

Valvola base Art.721000 - Basic valve art. 721000

Pressione max di lavoro nella camicia di riscaldamento: 10 bar - Maximum working pressure inside the heating jacket: 10 bar

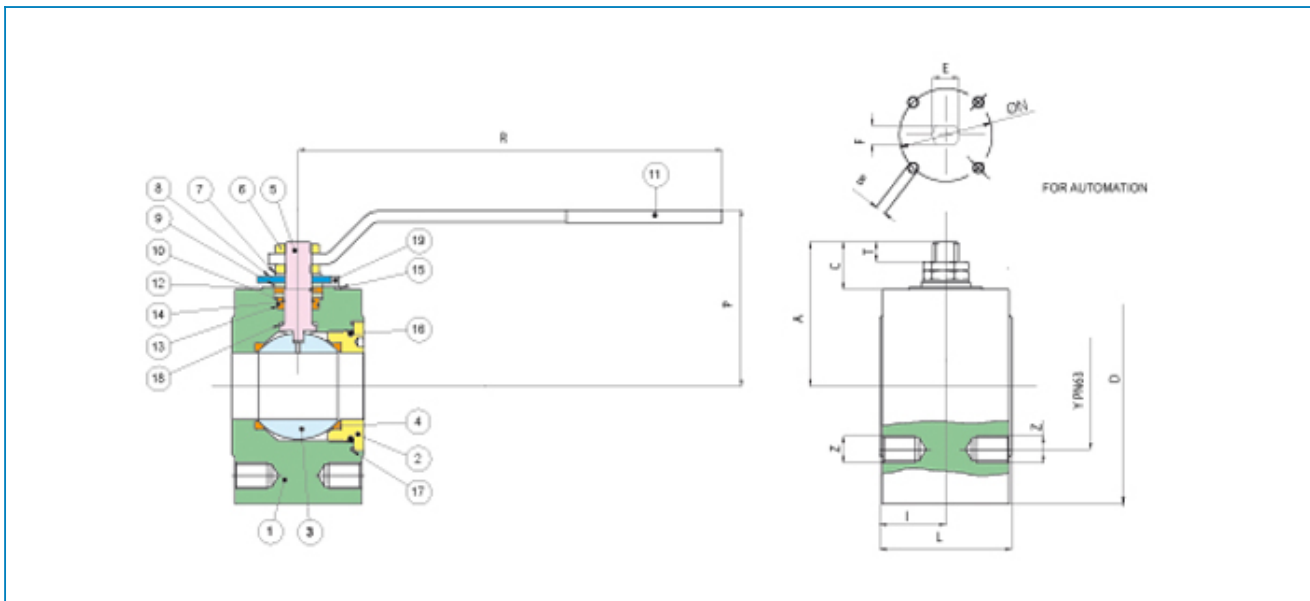

MISURA SIZE	DN	ØD	R	P	L	Ød	Kv	PN	Kg
1/2"	15	119	131	65	200	DN15 PN16	19,2	16	3,1
3/4"	20	129	131	69	210	DN15 PN16	35	16	3,7
1"	25	139	174	80	210	DN15 PN16	64,5	16	4,6
1"1/4	32	160	174	84	230	DN15 PN16	103,8	16	6,2
1"1/2	40	170	250	102	240	DN15 PN16	174	16	8
2"	50	184	250	111	255	DN15 PN16	301,3	16	11
2"1/2	65	189	321	128	260	DN15 PN16	545,7	16	12,4
3"	80	204	321	138	275	DN15 PN16	872,5	16	16,1
4"	100	224	381	156	300	DN25 PN16	1363,3	16	24,3
5"	125	256	381	178	380	DN25 PN16	2360,3	16	41,5
6"	150	289	700	266	415	DN25 PN16	3671,1	16	67,5

Serie **WAFER PN63.**

Articolo **720700**

STAINLESS STEEL

Flanged ball valve PN63, full bore from DN 15 to DN 100, Antistatic Device.



Limiti di temperatura: -20° +160° - Temperature range: -20° +160° Vuoto: 10-3 torr. - Vacuum: 10-3 torr.

POS.	PART NAME	MATERIALE-MATERIALS MATERIAUX-WERKSTOFF- MATERIAL	N°P
1	BODY	A182-F316	1
2	END CONNECTION	A182-F316	1
3	BALL	A351-CF8M/A182-F316	1
4	BALL SEAT	P.T.F.E. + glass	2
5	STEM	A182 - F316	1
6	NUT	STAINLESS STEEL	2
7	SPRING WASHER	STAINLESS STEEL	2
8	90° STOP	STAINLESS STEEL	1
9	PACKING GLAND	A182 - F316	1
10	STEM SEAT	P.T.F.E.	1
11	HANDLE	CARBON STEEL	1
12	STEM SEAT	GRAPHOIL	1
13	O-RING	FKM (VITON®)	1
14	O-RING	FKM (VITON®)	1
15	THRUST WASHER	STAINLESS STEEL	2
16	RING	FKM (VITON®)	1
17	BODY SEAT	P.T.F.E.	1
18	THRUST WASHER	P.T.F.E.	1
19	SCREW	STAINLESS STEEL	2

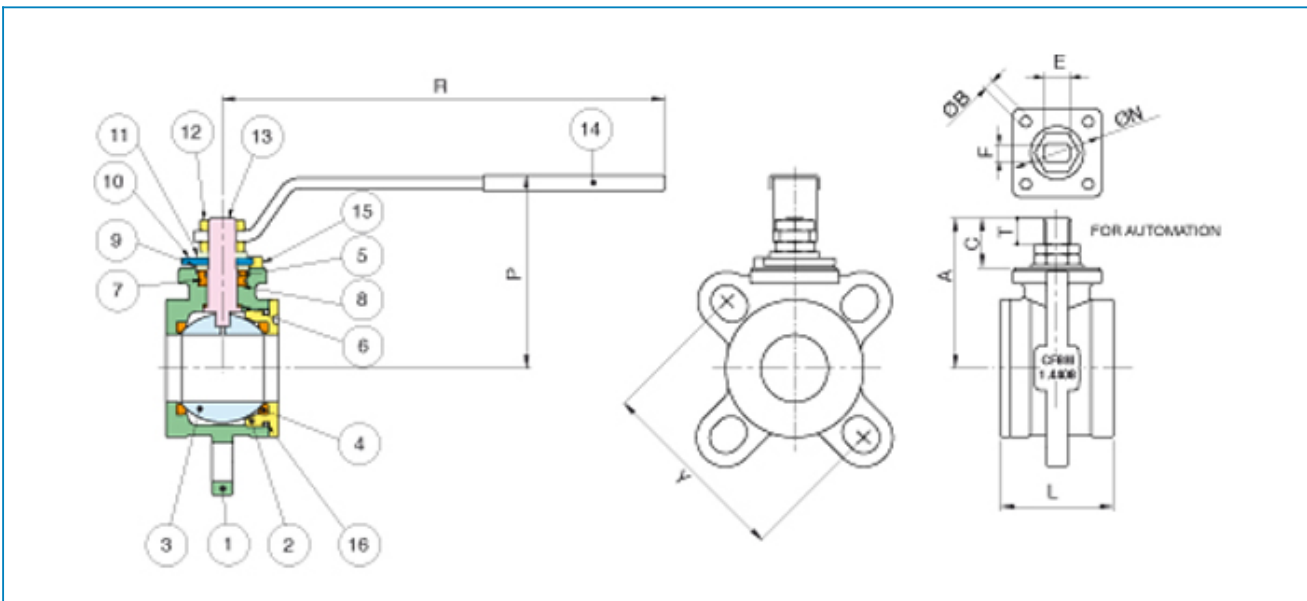
MISURA SIZE	DN	D	Y	Z	I	L	R	P	A	C	T	E	F	ØN	B	kv	PN	Kg
1/2"	15	105	75	4XM12	26	55	131	71	52,5	17,5	7,5	M10	7	42- F04	M5	19,2	63	3,0
3/4"	20	130	90	4XM16	29	60	174	88	67,5	23,1	9,1	M12	8	42- F04	M5	35,0	63	5,0
1"	25	140	100	4XM16	26,5	65	174	92	72,5	24	10	M12	8	42- F04	M5	64,5	63	6,2
1"1/4	32	155	110	4XM20	38	75	251	110	87	32,5	12,5	M16	10	50- F05	M6	103,8	63	9,2
1"1/2	40	170	125	4XM20	42,5	85	251	118	93	30	10,5	M16	10	50- F05	M6	174,0	63	12,8
2"	50	180	135	4XM20	50	100	321	133	109	36	15	M20	14	70- F07	M8	301,3	63	16,8
2"1/2	65	205	160	8XM20	62,5	125	321	156	133	37,5	16,4	M20	14	70- F07	M8	545,7	63	27,8
3"	80	215	170	8XM20	75	150	381	155	132	39	17	M24	18	70- F07	M8	872,5	63	35,3
4"	100	255	200	8XM24	88	175	381	185	165	44	19,5	M24	18	102- F10	M10	1363,3	63	59



Serie **WAFER PN16..**

Articolo **725000**

Full bore stainless steel CF8M flanged ball valve, WAFER type Antistatic Device.



Limiti di temperatura: -20° +160° - Temperature range: -20° +160° Vuoto: 10-3 torr. - Vacuum: 10-3 torr.

POS.	PART NAME	MATERIALE - MATERIALS - MATERIAUX WERKSTOFF - MATERIAL	N°P
1	BODY	A351 - CF8M	1
2	END CONNECTION	A182 - F316	1
3	BALL	A182 - F316	1
4	BALL SEAT	P.T.F.E.	2
5	O-RING	FKM (VITON®)	1
6	THRUST WASHER	P.T.F.E.	1
7	RING	FKM (VITON®)	1
8	STEM SEAT	P.T.F.E.	1
9	PACKING GLAND	A182 - F316	1
10	END STOP	CARBON STEEL	1
11	SPRING WASHER	CARBON STEEL	2
12	NUT	CARBON STEEL	2
13	STEM	A182 - F316	1
14	HANDLE	CARBON STEEL	1
15	SCREW	CARBON STEEL	2
16	O-RING	FKM (VITON®)	1

MISURA SIZE	DN	Y	L	R	P	A	C	T	E	F	ØN	B	Kv	PN	Kg
1"	25	PN10 - PN16 - PN40 - ANSI150	46	174	91	71,5	23	9	M12	8	42	M5	64,5	40	1,30
1"1/4	32	PN10 - PN16 - PN40 - ANSI150	54	174	95	75	23	9	M12	8	42	M5	103,8	40	1,65
1"1/2	40	PN10 - PN16 - PN40 - ANSI150	63,5	250	110	85	28	12,5	M16	10	50	M6	174,0	40	2,15
2"	50	PN10 - PN16 - PN40 - ANSI150	82	250	119	93,5	28	12,5	M16	10	50	M6	301,3	40	3,75
2"1/2	65	PN10 - PN16 - ANSI150	103	321	145	121,5	33,5	16	M20	14	70	M8	545,7	20	7,35
3"	80	PN10 - PN16 - ANSI150	122	321	154	131	33,5	16	M20	14	70	M8	872,5	20	10,30
4"	100	PN10 - PN16 - ANSI150	152	321	167	144	33,5	16	M20	14	70	M8	1363,3	20	16,00

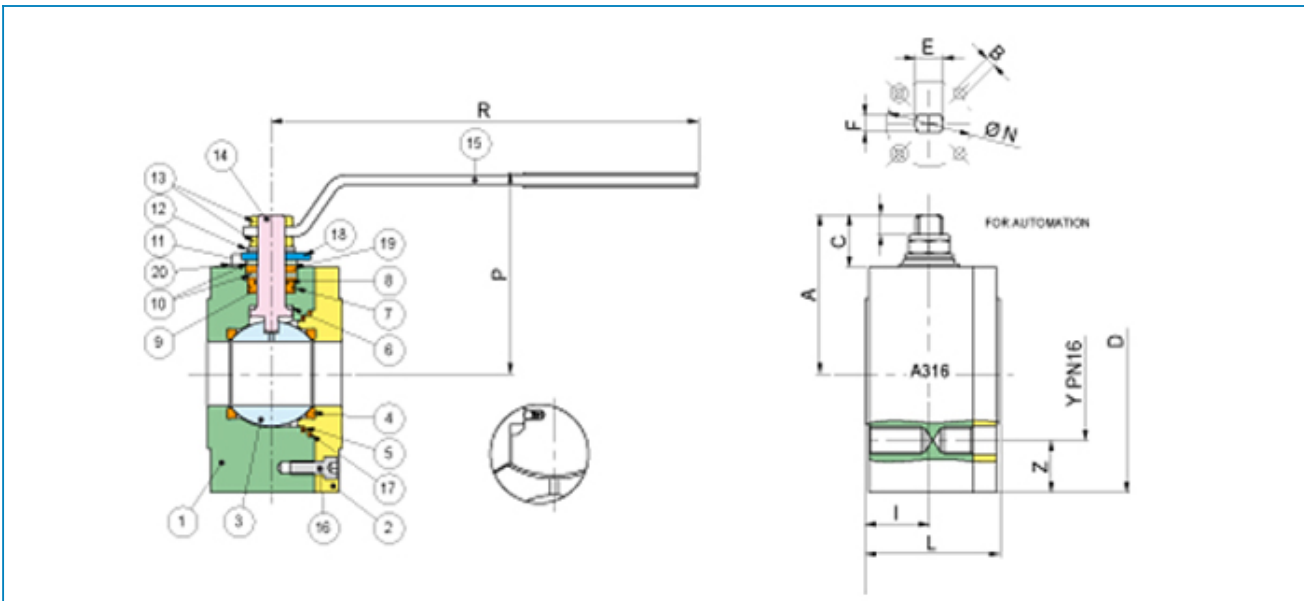


Serie **WAFER-SPLIT PN16...**

Articolo **763000**

STAINLESS STEEL

Wafer Split full bore flanged ball valve, PN16, Fire Safe, Antistatic Device.



Limiti di temperatura: -20° +160° - Temperature range: -20° +160° Vuoto: 10-3 torr. - Vacuum: 10-3 torr.

POS.	PART NAME	MATERIALE-MATERIALS MATERIAUX-WERKSTOFF- MATERIAL	N°P
1	BODY	A182 - F316L	1
2	END CONNECTION	A182 - F316L	1
3	BALL	A351-CF8M/ A182-F316	1
4	BALL SEAT	P.T.F.E.	2
5	BODY SEAT	P.T.F.E.	1
6	THRUST WASHER	P.T.F.E.	1
7	RING	FKM (VITON)	1
8	RING	FKM (VITON)	1
9	STEM SEAT	P.T.F.E.	1
10	PACKING GLAND	A182 - F316	2
11	SCREW	STAINLESS STEEL	2
12	SPRING WASHER	A182-F304	4
13	NUT	STAINLESS STEEL	2
14	STEM	A182 - F316	1
15	HANDLE	A182 - F316	1
16	SCREW	STAINLESS STEEL	3-4
17	BODY SEAT	GRAPHOIL	1
18	90° STOP	A182 - F316	1
19	STEM SEAL	GRAPHOIL	1
20	WASHER	STAINLESS STEEL	2

MISURA SIZE	DN	D	Y	Z	I	L	R	P	A	C	T	E	F	ØN	B	Kv	PN	Kg
1/2"	15	90	65	4 x M12	22	53	131	69	52,5	19,5	8	M10	7	42-F04	M5	16,3	40	2,30
3/4"	20	95	75	4 x M12	22	53	131	74	56	18	7,5	M10	7	42-F04	M5	29,5	40	2,45
1"	25	110	85	4 x M12	24	57	174	92	72,5	25,5	10	M12	8	42-F04	M5	43	40	3,80
1 1/4"	32	130	100	4 X M16	30	65	174	97	76	23	8,5	M12	8	42-F04	M5	89	40	5,60
1 1/2"	40	140	110	4 X M16	37,5	79	250	118	93	31	11	M16	10	50-F05	M6	230	40	8,50
2"	50	150	125	4 X M16	42	84	250	126	102	31	11,5	M16	14	50-F05	M6	265	40	10,00
2 1/2"	65	180	145	4 X M16	50,5	103	321	143	121	37,5	17	M20	14	70-F07	M8	540	16	17,50
3"	80	190	160	8 X M16	61	122	381	153	132	42	18	M24	18	70-F07	M8	873	16	27,50
4"	100	220	180	8 X M16	77,5	155	381	166	145,5	43	18	M24	18	102-F10	M10	1.320	16	36,80

MISURE 5"- 6"- 8" ART. 721000 ART. 722000 - SIZE 5"- 6"- 8" ART. 721000 - ART. 722000

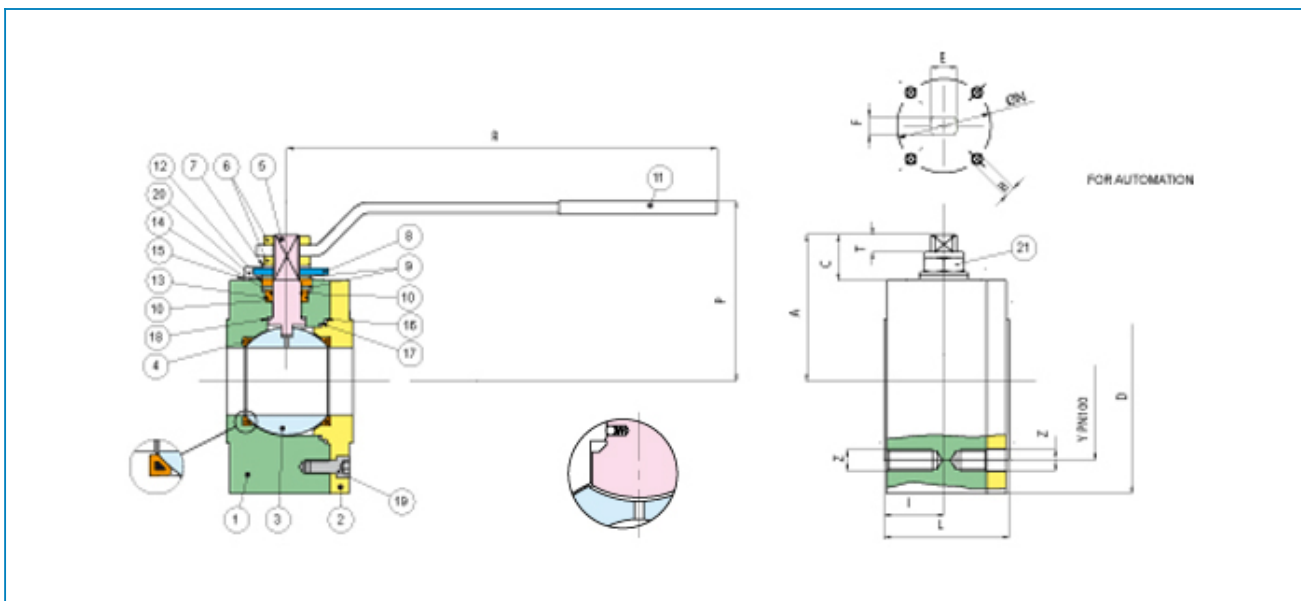


Serie **WAFER-SPLIT PN100...**

Articolo **763030**

STAINLESS STEEL

Wafer Split full bore flanged ball valve, PN100, Antistatic Device, according to UNI EN 558 basic series 101, Fire Safe.



Limiti di temperatura: -20° +160° - Temperature range: -20° +160° Vuoto: 10-3 torr. - Vacuum: 10-3 torr.

POS.	PART NAME	MATERIALE-MATERIALS MATERIAUX-WERKSTOFF- MATERIAL	N°P
1	BODY	A182-F316L	1
2	END CONNECTION	A182-F316L	1
3	BALL	A351-CF8M/ A182-F316	1
4	BALL SEAT	P.T.F.E. + MET	2
5	STEM	A182 - F316	1
6	NUT	STAINLESS STEEL	2
7	SPRING WASHER	STAINLESS STEEL	4
8	90° STOP	STAINLESS STEEL	1
9	BUSH	A182-F316	2
10	STEM SEAT	P.T.F.E.	1
11	HANDLE	STAINLESS STEEL	1
12	STEM SEAT	GRAPHOIL	1
13	RING	FKM (VITON)	1
14	RING	FKM (VITON)	1
15	WASHER	A182-F304	2
16	BODY SEAT	GRAPHOIL	1
17	BODY SEAT	P.T.F.E.	1
18	THRUST WASHER	P.T.F.E.	1
19	SCREW	STAINLESS STEEL	3-4-7
20	SCREW	STAINLESS STEEL	2
21	NUT	STAINLESS STEEL	1

MISURA SIZE	DN	D	Y	Z	I	L	R	P	A	C	T	E	F	ØN	B	Kv	PN	Kg
1/2"	15	105	75	4 x M12	24	55	131	71	52,5	17	7,5	M10	7	42-F04	M5	16,3	100	3,0
3/4"	20	130	90	4 x M16	25	60	174	88	67,5	22,6	9	M12	8	42-F04	M5	29,5	100	4,9
1"	25	140	100	4 x M16	28	65	174	92	72,5	23,5	9,5	M12	8	42-F04	M5	43	100	6,2
1 1/4"	32	155	110	4 X M20	33	75	251	101	94	31	11	M16	10	50-F05	M6	89	100	10
1 1/2"	40	170	125	4 X M20	41	85	251	131	107	31,5	11,5	M16	10	50-F05	M6	230	100	13,3
2"	50	195	145	4 X M24	50	100	321	143	123	38	17,5	M20	14	70-F07	M8	265	100	21
2 1/2"	65	220	170	8 X M24	64	125	321	158	133	35	11,5	M20	14	70-F07	M8	540	100	30,5
3"	80	230	180	8 X M24	75	150	381	172	152	43,5	19	M24	18	70-F07	M8	873	100	42,2
4"	100	265	210	8 X M27	92,5	185	381	185	165	43,5	19,5	M24	18	102-F10	M10	1390	100	66,8

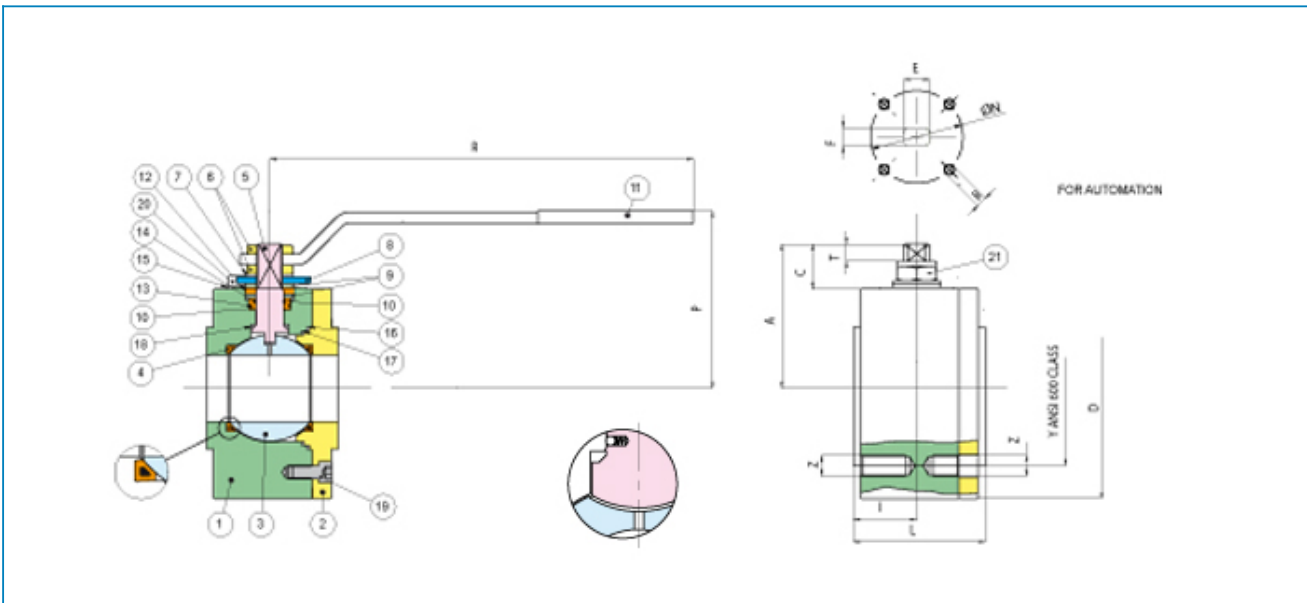


Serie **WAFER-SPLIT ANSI600**

Articolo **763100**

STAINLESS STEEL

Wafer Split full bore flanged ball valve, ANSI 600, Antistatic Device, according to UNI EN 558 basic series 101, Fire Safe.



Limiti di temperatura: -20° +160° - Temperature range: -20° +160° Vuoto: 10-3 torr. - Vacuum: 10-3 torr.

POS.	PART NAME	MATERIALE-MATERIALS MATERIAUX-WERKSTOFF-MATERIAL	N°P
1	BODY	A182-F316L	1
2	END CONNECTION	A182-F316L	1
3	BALL	A351-CF8/ A182-F316	1
4	BALL SEAT	P.T.F.E. + MET	2
5	STEM	A182 - F316	1
6	NUT	STAINLESS STEEL	2
7	SPRING WASHER	STAINLESS STEEL	4
8	90° STOP	STAINLESS STEEL	1
9	BUSH	A182-F316	2
10	STEM SEAT	P.T.F.E.	1
11	HANDLE	STAINLESS STEEL	1
12	STEM SEAT	GRAPHOIL	1
13	RING	FKM (VITON)	1
14	RING	FKM (VITON)	1
15	WASHER	A182-F304	2
16	BODY SEAT	GRAPHOIL	1
17	BODY SEAT	P.T.F.E.	1
18	THRUST WASHER	P.T.F.E.	1
19	SCREW	STAINLESS STEEL	3-4-7
20	SCREW	STAINLESS STEEL	2
21	NUT	STAINLESS STEEL	1

MISURA SIZE	DN	D	Y	Z	I	L	R	P	A	C	T	E	F	ØN	B	Kv	PN	Kg
1/2"	15	95	66,7	4 x M14	23,5	55	131	71	52,5	17,5	7,5	M10	7	42-F04	M5	16,3	100	2,4
3/4"	20	115	82,6	4 x M16	24	60	174	88	67,5	22,6	10,1	M12	8	42-F04	M5	29,5	100	3,8
1"	25	125	88,9	4 x M16	26,5	65	174	92	72,5	23,5	9,5	M12	8	42-F04	M5	43	100	4,8
1 1/2"	40	155	114,3	4 X M20	38	85	251	131	107	32	12,2	M16	10	50-F05	M6	230	100	11,2
2"	50	165	127	8 X M16	48	100	321	134	109	34	13	M20	14	70-F07	M8	265	100	14
3"	80	210	168,3	8 X M20	75	150	381	155	132	43,5	16	M24	18	70-F07	M8	873	100	32
4"	100	275	215,9	8 X M24	92,5	185	381	185	165	43,5	19	M24	18	102-F10	M10	1.320	100	70